

Keyfigures

2011

edition

culture statistics

**Ministère
de la Culture
et de la
Communication**
Secrétariat général
Service de la
coordination des
politiques culturelles
et de l'innovation
Département
des études,
de la prospective
et des statistiques

2009 DATA UNLESS OTHERWISE STATED

MUSEUMS

Musées de France

- 1,212 museums (2010); 56 million entries.

	Number of museums	Admissions
	<i>Units</i>	<i>Thousands</i>
Total	1,034	56,197
Over one million visitors	7	24,325
Between 100,000 and 1 million	66	14,638
Fewer than 100,000	961	17,234
<i>Closed or inactive museums</i>	<i>145</i>	<i>///</i>

- Principal admission figures

	<i>Total entries</i>
Musée du Louvre	8,388,000
Versailles	5,659,000
Musée national d'Art moderne, including the exhibitions	3,534,000
Musée d'Orsay	3,022,000
Musée du Quai Branly	1,496,000
Musée de l'Armée	1,222,000
Musée Carnavalet, Catacombs, the Notre-Dame crypt	1,003,000
Musée d'art moderne de la ville de Paris	709,000
Musée national Auguste-Rodin	693,000
Grande Galerie de l'Évolution	596,000
Musée national de l'Orangerie	569,000
Petit Palais, Musée des beaux-arts de la ville de Paris	476,000
Musée Granet, Aix-en-Provence	435,000
Musée des arts décoratifs, Mode et Textile, Publicité	409,000

The Galeries Nationales at the Grand Palais

1.6 million exhibition entries.
Exhibition: Picasso and the masters, 783,000 entries, 7,270 entries per day.

Universcience (Cité des sciences et de l'industrie et Palais de la Découverte)

3.6 million entries.

Centre national d'art et de culture Georges-Pompidou

5.3 million entries.
Exhibition: Kandinsky, 703,000 entries.

Contemporary art facilities (art centres, Frac, Jeu de Paume and the Palais de Tokyo)

2.3 million entries.

HISTORICAL MONUMENTS

- Most visited monument: Eiffel Tower, 6.5 million entries.
- 8.6 million entries, of which 59% paid admissions, to the hundred national historical monuments run by the National Monuments Centre.
- 1.4 million visitors to guided tours organised by "Villes et pays d'art et d'histoire" (2008).

Most-visited 7 NMC-run monuments

	Total entries
Arc de triomphe	1,543,000
Mont-Saint-Michel abbey	1,273,000
Sainte-Chapelle	863,000
Panthéon	629,000
City of Carcassonne	479,000
Conciergerie	443,000
Notre-Dame de Paris towers	416,000

Protected monuments

- 43,455 buildings protected as historical monuments

Classified	33%
Registered	67%

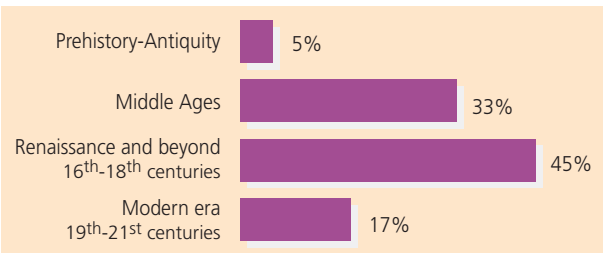
- Ownership

Private owners	50%
Communes	43%
State	4%
Other, unclassified	3%

- Main types

Residences	33%
Religious buildings	29%
Military architecture	7%
Civil engineering	6%
Gardens	6%
Mortuary and memorial architecture	5%
Agricultural architecture	4%
Other	10%

Age of the protected monuments



ARCHIVES

	Depart- mental	Muni- cipal	Regio- nal	Natio- nal
Services	101	760*	26	3**
Staff	2,739	1,950	85	509
Documentation (<i>linear km</i>)	2,297	456	85	406
Internet visits (<i>thousands</i>)	25,523	2,221	0,1	2,858
Readers (<i>thousands</i>)	163	52	1	10
Communications (<i>thousands</i>)	2,132	466	9	179
Publics admissions*** (<i>thousands</i>)	358	171	1	144

* 335 municipalities responded to the survey.

** National Archives in Fontainebleau-Paris-Pierrefitte, covering the world of work (Roubaix) and overseas (Aix-en-Provence).

*** Schools, visitors to exhibitions, etc.

LIBRARIES

Bibliothèque nationale de France (BNF)

- Tolbiac site: 549,000 readers, or an average of 1,900 readers per day, for the "Upper Garden" and 329,000 readers, or 1,150 readers per day, for the "Lower Garden" (researchers).
- Other sites: 66,000 readers and 240,000 documents communicated.

Bibliothèque publique d'information (BPI)

1.4 million readers, or an average of 4,950 per day.

Municipal libraries (2008)

- 2,800 libraries.
- Collections: 106.3 million books, 8.5 million music recordings, 2.1 million video recordings.
- Readers: 5.3 million registered members, *i.e.* 14.6% of the catchment area population.
- 193 million loans: 71% books, 6.5% periodicals, 13.1% music recordings and 8.3% video recordings.
- 35.4 loans per registered member.

Departmental lending libraries (2007)

- These cover more than 17,200 communes of under 10,000 inhabitants.
- Collections: 87% books, 10% music recordings, 2% video recordings.

THEATRE

- 5 national theatres (Comédie-Française, Théâtre national de Chaillot, de la Colline, de l'Odéon et de Strasbourg); 1,404 performances and 716,000 spectators in these companies' resident theatres (all shows combined).
- 39 national and regional drama centres; 8,184 performances including 3,117 touring performances. 1,208,000 spectators.
- 69 national playhouses; 1,952,000 admissions for non-free shows
- 105 accredited playhouses.
- 610 theatre groups subsidised by the Ministry of Culture and Communication (26.8 million euros).
- 19,200 performances in Paris private theatres and 3.2 million spectators.

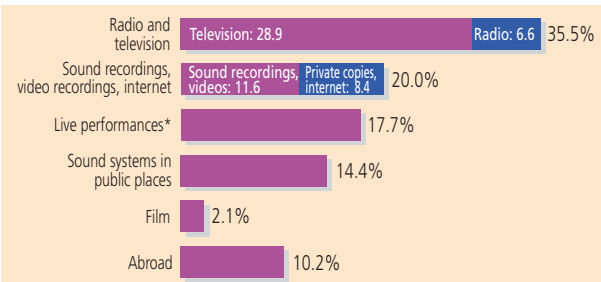
MUSIC AND DANCE

- 464 performances at the Paris National Opera Opera and 804,000 spectators, of whom 428,000 for opera and 307,000 for ballet.
- 84 productions and 61,000 spectators at the Théâtre national de l'Opéra-Comique
- 2,000 concerts performed by the 23 orchestra members of the French Orchestras Association.
- 19 National Dance Centres; 1,200 performances and 609,000 entries.
- 246 dance companies subsidised by the Ministry of Culture and Communication.
- 35,000 performances and 19 million entries to paying pop music concerts.

MUSIC ROYALTIES

- 762 million euros in royalties collected by the SACEM.

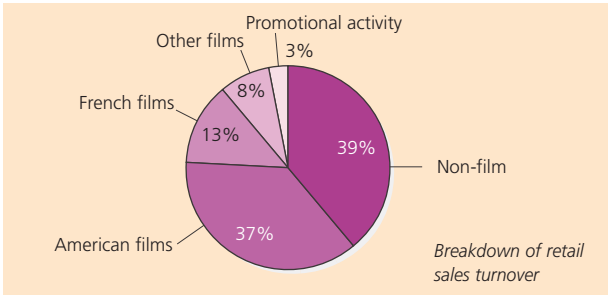
Royalties sources



*with live or recorded music

VIDEO RECORDINGS

- 141 million video recordings sold of which 47% were films.
- Retail sales turnover of 1.4 billion euros.

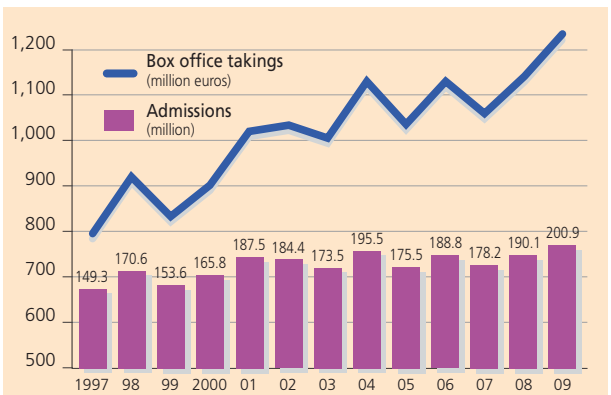


FILM

Film production and distribution

- 230 feature-length films produced, of which 182 French-initiated (that is, produced and financed wholly or mainly by French partners).
- 1.1 billion euros invested in film production, 81% of which was French investment.
- 588 feature-length films on initial release on French market, 268 of which were French and 165 American.
- 200.9 million box-office admissions and 1.2 billion euros in takings.

Cinema admissions and box office takings



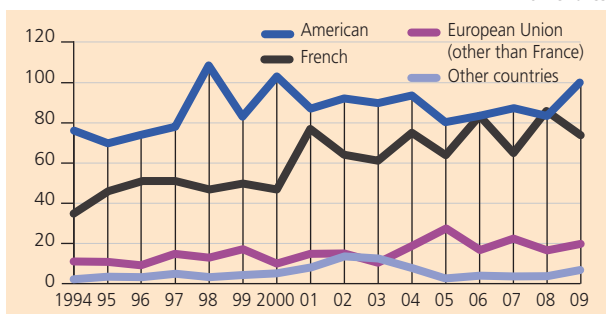
Film facilities

	1999	2009
Cinemas (or other screening premises)	2,178	2,068
Cinema screens	4,989	5,472
Seats	1,026,000	1,078,000
Average attendance per screen	30,703	36,733

Multiplexes account for 8.4% of cinemas, 35.5% of screens, 37% of seats, and 57.1% of attendance.

Attendance by national origin of film

Million entries



Box office successes

Million entries

<i>Ice Age 3</i> (USA)	7.74	<i>Bolt</i> (USA)	2.90
<i>Avatar</i> (USA)	6.20	<i>Inglourious Basterds</i> (USA)	2.83
<i>Harry Potter and the Half Blood Prince</i> (GB)	6.03	<i>Twilight</i> (USA)	2.79
<i>Little Nicolas</i> (FR/BE)	5.50	<i>Slumdog Millionaire</i> (GB)	2.70
<i>2012</i> (USA)	4.54	<i>The Curious Case of Benjamin Button</i> (USA)	2.60
<i>Up</i> (USA)	4.38	<i>Neuilly sa mère!</i> (FR)	2.53
<i>Twilight 2: New Moon</i> (USA)	4.09	<i>OSS117 Lost in Rio</i> (FR)	2.51
<i>LOL (Laughing Out Loud)</i> (FR)	3.63	<i>Transformer 2</i> (USA)	2.26
<i>Arthur et la vengeance de Maltazard</i> (FR)	3.50	<i>Angels & Demons</i> (USA)	2.04
<i>Gran Torino</i> (USA)	3.44	<i>Very Bad Trip</i> (USA)	2.00
<i>Coco</i> (FR)	2.93		

2009 releases attracting box office admissions of over 2 million during the year.

Films shown on television

	Number
TF1	187
France 2	181
France 3	243
France 5	11
Arte	323
M 6	125
Canal +	418
Digital terrestrial/ Freeview	965

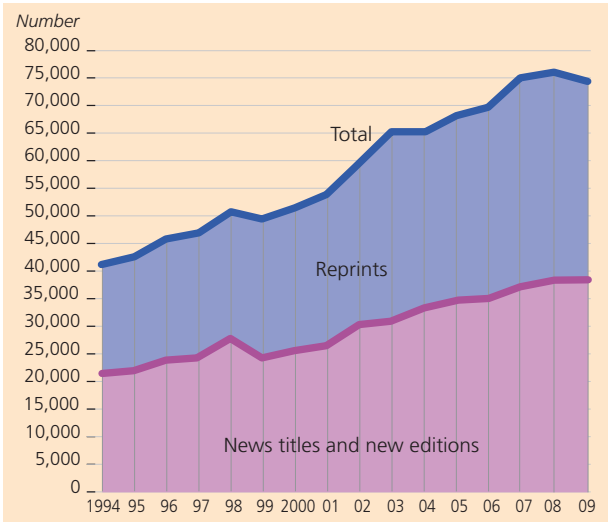
BOOKS

- 74,800 titles published, 609.3 million copies printed by 224 publishing houses.
- 64 publishing houses issuing over 200 titles annually publish 90% of all titles.

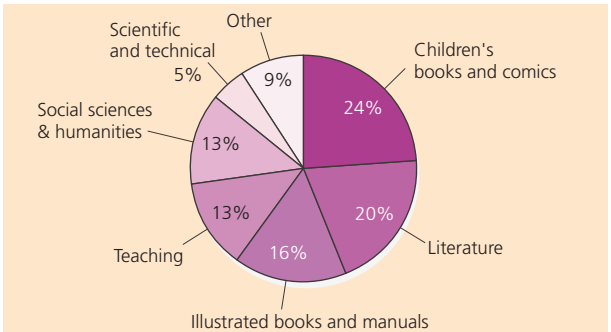
	Titles (number)	Copies (million)
Total	74,788	609.3
New titles and new editions	38,445	370.5
Reprints	36,343	238.8

Including serialised encyclopaedias or those in pamphlet form.

Publishing trends



Breakdown of titles published by category

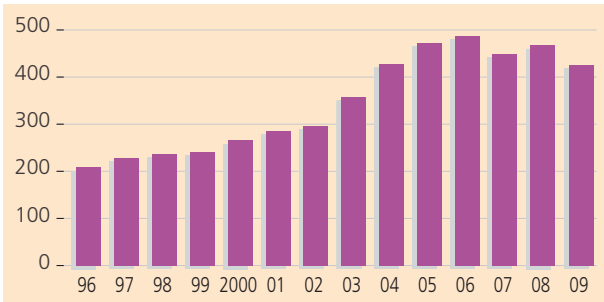


- Average print run:
 - 8,150 copies.
 - 12,000 copies of novels.
- Publishers' turnover: 2.8 billion euros (of which 126 million euros for publishing rights).
- 465 million books sold by publishers.

- Paperbacks:
 - 18% of titles printed;
 - 24% of copies printed;
 - 12% of publishers' book sale turnover;
 - 24% of books sold.

Royalties paid by publishers to authors

Million euros



Book sale outlets

	%	
	Value	Quantity
Booksellers (all kinds)	24.7	22.1
<i>Bookshops (both general and specialised)</i>	18.0	15.5
<i>Department stores</i>	0.3	0.3
<i>Press shops, stationers</i>	6.4	6.3
Specialised cultural superstores	22.1	20.6
Non-specialised superstores (including hypermarkets)	20.7	24.0
Mail orders, clubs (excluding the internet)	14.3	11.1
Internet sales	10.0	10.4
Discounters/second-hand booksellers	1.5	3.4
Brokers	0.1	0.1
Other (works councils, kiosks, stations, book fairs, etc.)	6.5	8.3

Book purchases by a panel of 10,000 persons aged 15 or over, excluding textbooks and encyclopaedias in pamphlet form.

RECORDED MUSIC

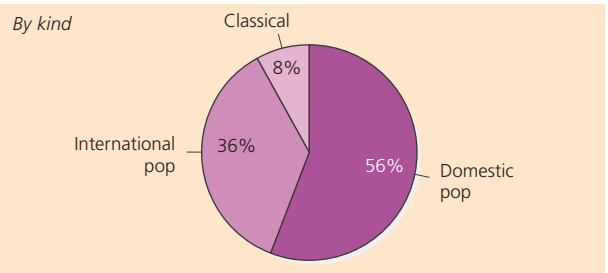
- 10,250 titles catalogued with the *Bibliothèque nationale de France*.
- 56 million records and CDs sold by publishers.
- 512 million euros in sales turnover of physical products, and 75.8 million euros in digital revenue.

Breakdown of number of sound recordings sold by publishers

By format

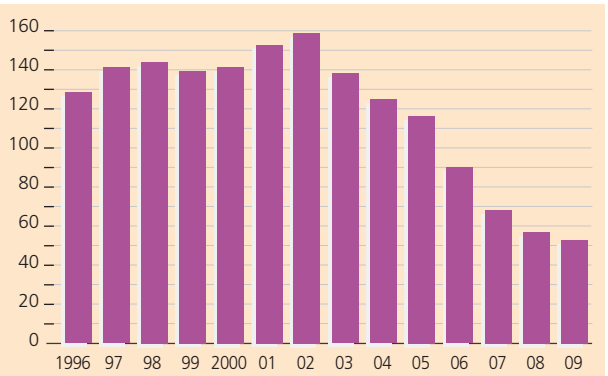
Compact discs	94%
Music videos	6%

Albums	89%
Singles/EPs	11%



Compact disc sales by publishers

Million



Breakdown of CD sales (retail) market by outlet type

	Volume	Value %
Grocery superstores	34.4	31.9
Specialist superstores	53.8	55.7
Internet	6.4	6.7
Other	5.4	5.7

ARTISTIC AND CULTURAL HIGHER EDUCATION

Higher Education Establishment, under Ministry of Culture and Communications authority

Areas	Institutions	Pupils
Total	124	34,716
Architecture and Landscape	21	18,474
Plastic Arts	58	10,524
Performing Arts	41	3,823
<i>including</i> CEFEDEM ¹	10	665
CFMI ²	9	310
Heritage	2	1,659
Cinema and audiovisual	2	236

1. *Centre de formation à l'enseignement de la danse et de la musique* (Dance and music teaching centre).

2. *Centre de formation de musiciens intervenants* (Music teaching training centre).

Students at the main schools

EA Paris-La Villette	2,123	EA Marne-la-Vallée	582
EA Paris-Val-de-Seine	1,807	CNSMD Lyon	552
École du Louvre	1,474	EA Clermont-Ferrand	512
CNSMD Paris	1,319	ENS des beaux arts de Paris	489
EA Languedoc-Roussillon	1,057	ETA Strasbourg	465
EA Paris-Belleville	1,045	EA Saint-Étienne	439
EA Versailles	1,034	ETA Marseille	364
EA Paris-Malaquais	997	ETA Rennes	340
EA Marseille-Luminy	985	ETA Lyon	324
EA Grenoble	948	ETA Saint-Étienne	315
EA Bordeaux	901	ETA Toulouse	286
EA Lyon	882	ETA Angers	284
EA Nantes	851	ETA Orléans	268
EA Toulouse	772	ENS de création industrielle	258
EA Strasbourg	722	ETA Caen	252
EA Lille	708	ETA Bordeaux	239
EA Bretagne	652	ENS d'art de Nancy	239
EA Nancy	651	ETA Angoulême-Poitiers	236
ENS des arts décoratifs	631	ETA Nantes	219
EA Normandie	594		

Schools with over 200 students.

CNSMD: *conservatoire national supérieur de musique et de danse* (National academy of music and dance).

EA: *école d'architecture* (Architectural college).

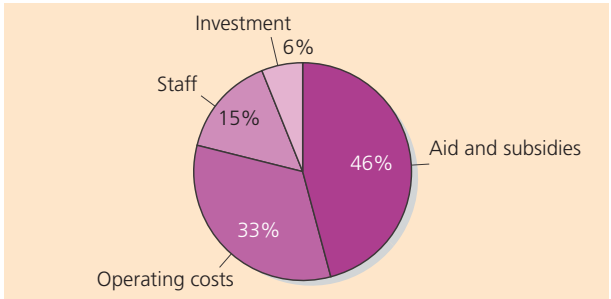
ENS: *école nationale supérieure* (National higher education college).

ETA: *école territoriale d'art* (regional art college), students on national diploma courses.

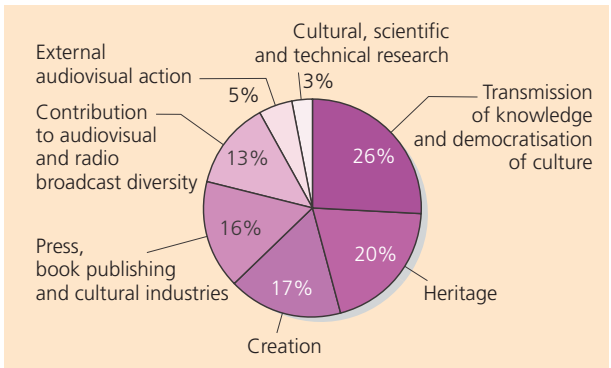
BUDGET OF THE MINISTRY OF CULTURE AND COMMUNICATION (2011)

- 4.3 billion euros.

Breakdown by nature of expenditure



Breakdown by programme



LOCAL GOVERNMENT CULTURAL EXPENDITURE

2006

	Communes population > 10,000	EPCI*	Departements	Regions
Operating costs (million euros)	3,389	522	885	388
Investment (million euros)	968	320	407	168
Overall cultural spending (%)	8.1	5.7	2.2	2.5

* EPCI: établissements publics de coopération intercommunale (Public inter-municipal cooperation establishment).

Not including transfers between different levels of local government.

MAJOR ITEMS OF HOUSEHOLD CULTURAL SPENDING

	<i>Million euros</i>
Radio, TV, playing/recording equipment	9,113
Press	7,343
Television and radio services, incl. licence	6,373
Performing arts	4,936
Books	3,797
Recorded videos	1,567
Cinema	1,282
Recorded music	699
Musical instruments	206

National Accounts base 2000.

CULTURAL PARTICIPATION (2008)

Percentage of French citizens aged 15 and over, who during the past 12 months:

Have:

read at least one book	70
of which have read 20 books or more	17
read at least one retail national daily	69
of which do so daily or most days	29
read at least every other issue of a magazine or journal	59
listen to music every day or most days	34
listen to the radio daily or most days	67
watch television daily or most days	87
watch DVDs at least once a week	25

Have been to:

Museum	30
Historic site or monument	30
Temporary painting or sculpture exhibition	24
Sound and light show	17
Temporary photography exhibition	15
Art gallery	15
Archaeological site, excavation site	9
Archive centre	3
Cinema	57
Outdoor entertainment	34
Amateur entertainment	21
Theatre	19
Circus	14
Music hall, variety show	11
Rock concert	10
Folk dancing performance	10
Dance performance	8
Classical music concert	7
Jazz concert	6
Concert for some other genre of music	13

INTERNET

Access at home, June 2010*	%
Computer	76
of which laptops	44
Internet connection	71
Broadband internet connection	65

* People aged 12 and over.

Out of 100 people aged 12 and over in each group having used the internet over the last twelve months:

	Total	Men	Women
Downloading films	14	18	11
Watching television	15	17	13
Downloading music	20	25	16
Watching live streaming films	20	22	18
Listening to live streaming music	30	32	28

CULTURAL PROFESSIONS AS SURVEYED

Annual average 2007	<i>Persons</i>
Total	540,899
Audiovisual and performing arts occupations	178,490
Artists	72,545
Executives, technicians and workers	105,945
Visual arts and art & craft occupations	159,980
Visual Artists	32,752
Designers, decorators	85,376
Photographers	17,801
Arts & crafts	24,051
Literary occupations	79,973
Journalists and publishing executives	55,067
Translators	15,116
Writers	9,790
Documentation and conservation executives and technicians	29,839
Arts teachers (outside of schools)	45,629
Architects	46,988

Active population in employment.

Sources

Association française des orchestres
Autorité de régulation
des communications électroniques et des Postes
Bibliothèque nationale de France
Bibliothèque publique d'information
Centre des monuments nationaux
Centre national d'art et de culture Georges-Pompidou
Centre national du cinéma et de l'image animée
Centre national de la chanson, des variétés et du jazz
Centre de recherche pour l'étude et l'observation
des conditions de vie
Conseil général de l'industrie, de l'énergie
et des technologies
Conseil supérieur de l'audiovisuel
École de Chaillot
Institut national de la statistique
et des études économiques
Ministère de la Culture et de la Communication:
Direction générale des patrimoines
Département générale de la création artistique
Direction générale des médias et des industries culturelles
Secrétariat général
Ministère du Budget, des Comptes publics,
de la Fonction publique et de la Réforme de l'État
Ministère de l'Enseignement supérieur
et de la Recherche
Observatoire de la musique/GfK
Opéra national de Paris
TNS-Sofres pour l'Observatoire de l'économie du livre
et le Centre national du livre
Réunion des musées nationaux
Société des auteurs, compositeurs
et éditeurs de musique
Société des auteurs et compositeurs dramatiques
Syndicat de l'édition vidéo numérique
Syndicat national de l'édition
Syndicat national de l'édition phonographique
Théâtre national de l'Opéra-Comique
Tour Eiffel
Universcience

•
2009 data unless otherwise stated.

C O N T E N T S

Museums	2
Historical monuments	3
Archives/Libraries	4
Performing arts	5
Video/Film	6, 7
Book publishing	8, 9
Recorded music	10
Arts education	11
Cultural expenditure	12
Cultural spending/Cultural participation	13
Internet/Cultural professions	14
Sources	15

This is an abridged version of
Chiffres clés, statistiques de la culture
(Key figures, Culture statistics)
2011 edition, Chantal Lacroix

Yearbook on sale from
La Documentation Française
20 euros

<http://www.culture.gouv.fr/deps>



**Ministère de la Culture
et de la Communication**

Secrétariat général

Service de la coordination
des politiques culturelles et de l'innovation

Département des études, de la prospective
et des statistiques

182, rue Saint-Honoré, 75033 Paris cedex 01
<http://www.culture.gouv.fr/deps>

**Direction de l'information
légal et administrative**

printed in France

DF 5HC25600

ISBN 978-2-11-008528-3